



Hilltop Yearbook Cover Contest

Fun project to do at home!

All students may enter. Deadline: April 28th

Theme: What's Your Word?

Use word art and images that highlight the 2019-2020 school year! Use lots of color and very little white space. You can draw, use paper art or paint it. Orient the paper vertically. Make lines dark, you may want outline objects or words with a black pen. All images need to be your original work



Try to include Slush, the Husky mascot, in your design. Write your name and teacher's name on the back, in pencil.

There will be a box outside the office for entries from 8:00-4:00pm on April 27th and 28th.

Need a Chromebook?



Chromebook Pickup

Over 70% of our Hilltop families picked up Chromebooks last week.

If you decide that your child would benefit from having their school Chromebook, please contact 425-431-1211 to make arrangements to pick one up at the district office. The same number can also be used by students or parents to get tech support.

ONLINE YEARBOOK PURCHASES

In light of our current Hilltop closure, Firefly has decided to make online yearbook purchasing available immediately, even though presales have not been closed. Attached is the link that parents may use to place orders. Please be assured that **families that have already placed orders do not need to order again online.**

<https://fs4.formsite.com/FireFly/MemoryBook/index.html>



CONTENTS OF THIS ISSUE

PRINCIPAL'S CORNER

Read Principal Somoza's April letter for important information!

HELPFUL NEWS

Family guidance on filtering, screen time and digital citizenship as well as options to give if you would like to help local families.

DRESS LIKE A TEACHER

On Friday 4/3, dress like a teacher and post your picture on the Hilltop Parent Facebook page or email it to your teacher with a nice little note.

WE GOT THIS

The Power of Positivity is an amazing force. Hear and see messages from your Student Council.

SPRING BREAK

April 6th through April 10th

Remote learning to begin again on Monday April 13th

Important dates!



QUESTIONS?

Email us at hilltopelemptsa@gmail.com



PRINCIPAL'S CORNER

by *Principal Melissa Somoza*

Dear Hilltop Families,

It has been three weeks since we've seen children at Hilltop, but it feels longer. My hope is that all our students and families are healthy. I know that some of you are facing many uncertainties, one of which is when we will return to school. As of now, we are scheduled to return on April 27th, however based on the extension of the Governor's Stay Home Order, this seems likely to change. Please read district emails for any changes.

One thing that is certain is that next week, April 6-10th is still Spring Break for students and teachers. Enjoy a little reprieve from the educational activities of this week. The two weeks after spring break should feel similar to this week in terms of continuous learning directed by your child's teacher. Here is [a video](#) from the State Superintendent for Public Instruction, Chris Reykdal, explaining the expectations for learning at this time to parents and students.

We had a little April Fools fun during our virtual staff meeting this week. Teachers were very excited when I told them that I had received special permission to get a chicken coop at Hilltop, and that all the classes would share in the caretaking. I didn't expect to see so many excited faces staring at me and believing me, so I had to clearly say, "Happy April Fools Day." The staff knows that I have chickens as pets, so they really fell for the joke. I think they also know I am a fan of experiential learning. I hope you count the time that kids are outside as an important part of their learning.

Our staff is also excited about the idea of hosting some Fun Friday activities. Student Council is hosting a "Dress Like a Teacher Day." Send in a photo to your child's teacher, if your family participates. Staff are planning additional Fun Friday activities after Spring Break.

I really miss your children, and find myself wondering about how everyone is doing. If your child would like to send a letter or email, please don't hesitate. I'm also happy to pass on letters for other staff members at school. If you find your child is in need of a friendly hello from a particular staff member, please ask and we'll ask that staff member to send you an email. Our specialists, paras, counselors, and office staff are all working virtually and miss being at school.



Warmly,

Melissa Somoza

Principal, Hilltop Elementary

SomozaM341@edmonds.wednet.edu

HELPFUL NEWS

FAMILY GUIDANCE

ON FILTERING, DIGITAL CITIZENSHIP AND SCREEN TIME

Digital Citizenship & Screen Time

The homepage of the family resource site includes some useful Q&As for families. In particular, please see the information on [digital citizenship](#) and [screentime](#). This includes directions on how parents can set up SecURLy Parent Portal if they would like.



All web services used by teachers require a review before being shared with students



Parents are encouraged to supervise student use of Chromebook and the Internet



All Chromebook web traffic is filtered and parents can use SecURLy Parent Portal

WAYS TO HELP

Nourishing Network

Looking for a way to help Edmonds School District families who are experiencing Food Insecurities during this time?

Donate to Nourishing Network: <https://foundationsd.org/donate-now/>



STUDENT COUNCIL UPDATES

SPRIT DAY!


Dress like a teacher and post your pic on the Facebook Hilltop Elementary Parents page or send it to your teacher with a nice little note.

Dress Like a Teacher Day
Friday, April 3rd




You can dress like YOUR teacher, ANY teacher at Hilltop, or just wear what you think teachers anywhere would wear!

We can't wait to see all the "teachers" working from home this week!




BOX TOP DRIVE

Update...

Thank you for donating your box tops to Hilltop! With the Box Tops company moving towards a digital platform, we know it takes some adjustment. Did you know you can submit Box Tops at any time of the year through the new app? Super cool! Simply download the app, register your account to our school, and snap a picture of your receipt within 14 days of purchase. The app does the rest of the work! For more information, check out the How to Scan the Box Tops Mobile App video on Youtube!




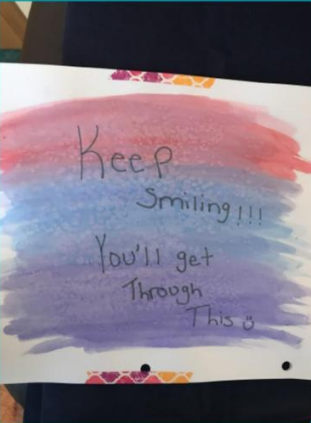



POSTERS OF POSITIVITY



We've got this, Hilltop!



Your Student Council



Something Fun



Photography Fun VOLUME 2

firefly
IMAGES

MACRO QUEST Photo Game

Parents - You're up... Locate an item in a room and zoom in for a close-up! You'll want to make the item fill the frame as you zoom in as much as possible. That's macrophotography! Be sure whatever item you choose is in a safe zone for your questors. Find multiple items for an extra challenge.

Once you got the shot, show them & send them on their quest! Make sure they're correct by having them take their own creative photo similar to the one you took. Depending on the difficulty, you could leave hints or tell a story about your photo.

Now switch roles and let them create a quest for you!



Easy!



Harder!



Hardest!



RULE OF THIRDS Photo Challenge

Let's take a walk! For this challenge, find something interesting to photograph. In this photo you'll want one large subject to be the focus. It could be a house, a parked car, a tall tree... or this picnic table we found. You can choose!

First, focus on your subject in the center of the frame. Now, take the photo. This will be your reference photo.

Next, divide your photo into thirds top to bottom & side to side (in your head) & retake the photo with the subject located at one of the intersecting points... left & top third, left & bottom, etc. Play with it and see what looks most appealing.

Study your photos and see what looks best to you! Go on another adventure and find something new to photograph using this rule of thirds.



Reference Photo



Visualize Thirds



Subject at Intersection



Final Photo

10 Tips to Better Pics - Tip #2

Fill Flash - When you use the camera on your cell phone, your flash is probably on Auto. Then when you take a photo of someone on a bright sunny day or with a lot of snow on the ground... your camera thinks there is plenty of light so it doesn't fire the flash. You now have a photo with shadows where you don't want them like on your subjects face. Before you retake the photo, turn your flash to the 'ON' position to use it as a source of light to fill those shadows . . . you are now using Fill Flash!

